

OVER 45 YEARS OF SERVICE TO THE INDUSTRY

Broce Broom

THE LEADER



***MK-1 with
curb brush
on highway
maintenance
project***

Visit our web site at
www.brocebroom.com

CALL TOLL FREE


866-579-2488 - Sales
877-227-8811 - Parts & Service



**ASK YOUR
NEAREST BROCE
DEALER FOR A
DEMONSTRATION
TODAY!**

SWEEP AND LOAD

Unique design of mechanical components for loading material combined with Broce Broom sweeping technology makes final clean up fast and efficient.



TRUCK LOADING

10' 6" Discharge Height.



SWEEPING AND LOADING TEAM

The Model 350 Broce Broom with blade and gutter attachment working in front of MK I make a perfect team to complete cleaning process.

ENCLOSED CAT ENGINE

Standard on all MK I, meeting all power requirements and parts availability.

CONTROLS

Instrument panel and gauges along with joystick control are standard on MK I.



SOUND SUPPRESSED CAB

Designed for maximum comfort and visibility, the enclosed cab offers two doors with gas shocks, tinted safety glass, front windshield wiper, padded floor mat, and great visibility.




CONVEYOR ARTICULATION

Allows for loading truck in front or either side.

HYDRAULIC POWER

All pumps and motors are Sauer-Danfoss, wheel motors are Poclain.



OVER 45 YEARS OF SERVICE TO THE INDUSTRY

Broce Broom

THE LEADER



MK1

Visit our web site at
www.brocebroom.com

CALL TOLL FREE

866-579-2488 - Sales
877-227-8811 - Parts & Service



**ASK YOUR
NEAREST BROCE
DEALER FOR A
DEMONSTRATION
TODAY!**

SWEEP AND LOAD

Unique design of mechanical components for loading material combined with Broce Broom sweeping technology makes final clean up fast and efficient.



TRUCK LOADING

10' 6" Discharge Height.



SWEEPING AND LOADING TEAM

The Model 350 Broce Broom with blade and gutter attachment working in front of MK I make a perfect team to complete cleaning process.

ENCLOSED CAT ENGINE

Standard on all MK I, meeting all power requirements and parts availability.

CONTROLS

Instrument panel and gauges along with joystick control are standard on MK I.



SOUND SUPPRESSED CAB

Designed for maximum comfort and visibility, the enclosed cab offers two doors with gas shocks, tinted safety glass, front windshield wiper, padded floor mat, and great visibility.



CONVEYOR ARTICULATION

Allows for loading truck in front or either side.

HYDRAULIC POWER

All pumps and motors are Sauer-Danfoss, wheel motors are Poclain.



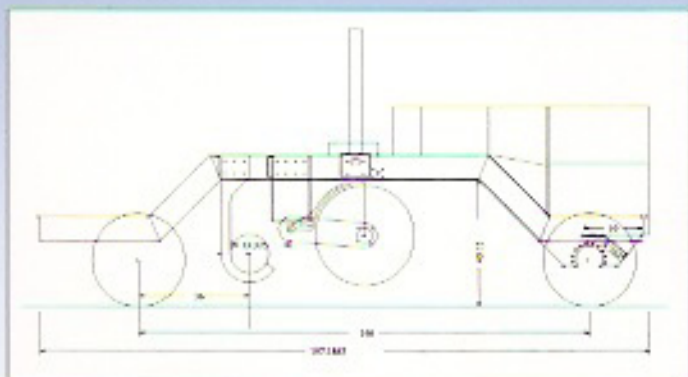
Standard Equipment Specs

- Enclosed Cab with Safety Glass and Front Washer and Wiper
- Certified Roll Over Structure ISO 3471 Compliant
- Pressurized Air Conditioning
- Cab Heater with Defroster Plenum
- Hydrostatic Hand Control
- Enclosed Electrical Panel in Cab
- Suspension Seat with Arm Rests
- Seat Belts ISO 6683 Compliant
- Instruments and Controls - Water Temperature, Oil Pressure, Volt Meter, Tachometer, Hour Meter, Fuel Gauge, Reverse Alarm, Rear View Mirror, Engine Throttle, Brakes, Directional Controls, Electric Parking Brake with Engaging Light, Traffic Horn and Brush Controls
- Vari-Speed Brush
- Vari-Speed Auger/Reversible
- Vari-Speed Conveyor
- Conveyor Lighting
- Joystick Conveyor Positioning Controls
- Electric Core Lock
- Light Group
- Work Lights
- Main Frame - All Welded 8" Formed Channel with Gussets at Stress Points
- Front Fenders
- Rear Fenders
- Weight 9200#
- 6000# Front Axle with Disc Brakes
- Poclain Rear Drive Motors
- Sauer-Danfoss Hydrostatic Pump
- 6 x 16" Steel Wheels
- Tires - LT 235/85R16 (Load Range E)
- Hydraulic Tank Capacity Approx. 75 Gallons
- Lockable Filler Caps
- 100 Mesh Suction Screen
- Dual Return Lines with 10 Mesh Screens in Tank
- Filters - Two 10 Micron Filters (suction and return)
- Sauer-Danfoss Load Sense Pump
- Sauer-Danfoss Steering Pump
- Caterpillar 3054T 97HP @2200 Tier II, C4.4 93HP @2200 Tier III when available
- Air Cleaner - Donaldson Dual Element Type with Precleaner
- Fuel Tank Capacity - Approx. 29 Gallons
- Brush Core - 10" Tubular Type
- 10" x 32" Wafers
- Sauer-Danfoss Core Motor



Optional Equipment

- Rear Windshield Washer and Wiper
- Tilt & Telescoping Steering
- Turbo II Precleaner
- Air Intake Extension Stack
- Hydraulic Temperature Gauge
- Audible Engine Alarm System
- Safety Engine Shut Down System
- AM/FM Stereo Package
- Conveyor Belt other than Standard
- Dual Axle 5th Wheel Trailer



Visit our web site at
www.brocebroom.com

866-579-2488-Sales
877-227-8811-Parts & Service

Broce Broom

Broce Manufacturing Co.

205 E. Main • Norman, OK 73069-1304