



# Gravity Fed Paver

# SP-100



**ENGINE**

Tier 4i, Cummins® QSB 6.7 173 hp (129 kW) @ 2,200 rpm

**OPERATING WEIGHT**

32,360 lbs (14,678 kg)



### **Roadtec — An Astec Industries Company**

Roadtec, Inc. is proud to be a part of the family of companies that make up Astec Industries, Inc. Founded in 1972, Astec Industries, has grown to become America's leading manufacturer of equipment for asphalt road building, aggregate processing, oil, gas and water well drilling and wood processing. Roadtec continues to be an industry leader together with Astec Industries, by applying Astec's model of creative thinking bolstered by a corporate culture renowned for putting customer service first.



## THE ROADTEC DIFFERENCE: DELIVERING QUALITY AND INNOVATION WITH SUPERIOR CUSTOMER SERVICE

### **Dependability**

Roadtec has been manufacturing innovative, heavy-highway equipment since 1981. We continue to grow and add new products, yet our personal connection to our customers and our ability to respond immediately to your needs is even stronger.

### **Customer Service**

Our customers benefit from our strong focus on customer support after the sale. In-the-field service technicians live in the regions where they work and respond quickly. 24/7 parts support will get you the right parts quickly, and at a fair price. Our product specialists will train your people on any newly purchased machine, and we also offer industry-leading training at our state-of-the-art training facility or in the field.

### **Count on Roadtec Equipment**

We don't build roads. We make the equipment so you can cost-effectively build and maintain the world's roads. With the Roadtec heavy-duty design, we are able to keep your machine working longer while lowering maintenance and operating costs. We are also able to make your operators more comfortable and confident with our user-friendly design and our customization for special projects.



## A PIONEERING PAVER DESIGN THAT GIVES YOU INCREASED EFFICIENCY AND QUALITY

### **Low Maintenance & Simple Design**

Roadtec's innovative design for the SP-100e Stealth™ paver is a simple, low-maintenance gravity-fed paver. It is made to operate in conjunction with the Roadtec Shuttle Buggy® material transfer vehicle with a base paving width of 10' (3 m). This machine gravity feeds material directly to the auger from the mass flow hopper, replacing the need for slat conveyors, hopper wings, push rollers and tandem front bogies, thereby significantly reducing maintenance costs and initial purchase price over any conventional 10-foot (3 m) paver.

## Increased Machine Fuel Economy

Due to the reduction of unnecessary moving parts, the gravity fed system also requires less engine power than a traditional conveyor system, which increases the machine's fuel economy. The SP-100e features a clean-running Cummins® QSB6.7 173 HP (129 kW) Tier 4 interim engine and a base paving width of 10' (3 m).

## Superior Mat Quality & Smoothness

The process of using a material transfer vehicle to feed asphalt directly into the Stealth™ paver's gravity fed hopper helps remedy physical and thermal segregation in the asphalt mix. The Stealth™ paver is able to deliver the material onto the augers in one smooth motion resulting in a superior mat density and smoothness.

# OWNERSHIP AND OPERATING COST SAVINGS MAXIMIZE YOUR PROFIT MARGIN

## Economical to Purchase & Maintain

The SP-100e Stealth™ Paver is designed to be economical to purchase and maintain with fewer wear parts for future operations. The paver features both an ownership and operating cost savings over any conventional 10 foot (3 m) paver.

SP-100e Stealth™ Paver has a lower purchase price than conventional pavers.

**25%** Fuel savings with less moving parts and a design that allows gravity to do the work

**20%** Yearly reduction in costs of ownership, operating, repairs and parts\*

\*Based on a yearly comparison between a conventional paver versus the SP-100e Stealth™ Paver .




**ROADTEC**  
an Ammann-Heimann Company

SB-2500e

**ROADTEC**

**MOBA**



## OPERATOR PLATFORM IMPROVES PRODUCTIVITY AND COMFORT

### Increased Line of Sight

The Stealth™ paver can be operated from either side of the paver. Operator platforms on the Stealth™ Paver utilize Roadtec's Comfort Drive™ stations with swing out to improve the operator's line of sight.

### Controls & Operator Platform

The machine's controls and display screen are conveniently arranged and move with the seat to allow for safe and convenient machine operation. Operators on this piece of equipment will also sit much higher than other pavers allowing them to see more of their surroundings.

### Air Curtain

Operator comfort is improved through an airflow system that creates a barrier near the back wall of the hopper. This air curtain feature pushes the asphalt fumes and heat up and away from the entire operator platform.

# A SIMPLE DESIGN PROVIDES EASY SERVICE ACCESS PRECISE CONTROL OVER MATERIAL

## Hopper & Service Access

The SP-100e has a hopper capacity of 11 tons (10 mt), and is configured to give the operator increased visibility. Hydraulic hoses are located on the sides of the hopper where they are easy to service. All maintenance and inspection areas are easily reached through access doors on the sides and top of the paver.

## Side Chutes Prevent Material Build Up

Side chutes prevent buildup of material on the sides and catwalk of the machine by funneling any over-spill asphalt down to the rear tires. The material is then pre-compacted before reaching the screed.

## Electric Flow Gates Lead to Proper Distribution of Material

The Stealth™ paver has electric flow gates that are simple to operate and give precise control over the head of material. In any situation this allows material to be properly distributed without burying the auger and flooding the middle. Flow gate positions are displayed on every control box.







## EASY ACCESS

All engine maintenance and inspection areas are easily reached through access doors on the sides and top of the paver. The hood lifts hydraulically and has a manual lift back-up feature. The engine compartment is spacious enough to make component access convenient.



## Screed Flexibility

Any of our Roadtec® or Carlson® screeds are compatible with the Stealth™ Paver. This allows our customers to have more flexibility and tailoring based on their preferences. Roadtec offers you screeds that are simpler to operate and maintain than competing brands and are much more durable and functional. That's why professional road builders rely on Roadtec® or Carlson® screeds time and time again. Each of the five model series offers a variety of extension options. The screeds can be operated with single or dual grade control mode, grade and slope control, or manually.

# SPECIFICATIONS

## ENGINE

- Tier 4i, Cummins® QSB 6.7 173 hp (129 kW) @ 2,200 rpm

## WEIGHTS

- 32,360 lbs (14,678 kg)

## ELECTRICAL SYSTEM

- Two 4D batteries & 150 amp alternator
- 24v system with master disconnect switch
- Electric-over-hydraulic solenoids with manual override

## COOLING SYSTEM

- Low noise, variable speed, hydraulically-driven fan

## PROPEL SYSTEM

- Variable-displacement hydraulic pumps.
- Two-speed hydraulic motor
- Direct hydraulic, single speed planetary final drives
- Steering wheel

## SPEED

- Paving max: 143 fpm (43.59 mpm)
- Travel max: 7.6 mph (12.23 kph)

## BRAKE SYSTEM

- Hydrodynamic brakes and parking brake

## TIRES

- Drive: Grooved 42 1/4" x 20 3/4"
- Front: Solid rubber 36" x 12 1/4"

## OPERATOR STATIONS

- Comfort Drive™ operator stations (Operator stations can rotate out past edge of machine for increased visibility.)

## FUME EXTRACTION SYSTEM

- FXS® fume extraction system

## FRONT HOPPER

- 11 Ton (10 mt) (self-relieving)
- Hopper air curtain

## SERVICE CAPACITIES

- Fuel tank..... 100 gal (379 l)
- Hydraulic fluid tank..... 46 gal (174 l)
- Wash down (optional) ..... 17.5 gal (66 l)

## SCREEDS

### ROADTEC® S-10

- Standard, fixed-width 10' (3,048 mm) electrically-heated, vibratory screed (32" (813 mm) long screed plate)
- Paves up to 30' (9,144 mm) wide with extensions

### CARLSON® EZIII-10

- Front extendable 10' (3,048 mm), electrically heated, vibratory screed (26" (660 mm) long screed plate)
- Paves up to 19' (5,182 mm) wide

### CARLSON® EZIV-10

- Front extendable 10' (3,048 mm), zoned heating, vibratory screed (26" (660 mm) long screed plate)
- Paves up to 19' (5,182 mm) wide

### CARLSON® EZ-R2-10

- Rear extendable 10' (3,048 mm) electrically heated, vibratory screed (20" (508 mm) long screed plate)
- Paves up to 19'-6" (5,944 mm) wide

### ROADTEC® EAGLE™ 10

- Rear extendable 10' (3,048 mm) electrically-heated, vibratory screed (20" (508 mm) long "u" shaped, reversible, screed plate)
- Paves up to 19'-6" (5,944 mm) wide

## ALL SCREEDS

- 0.5" (12.7 mm) thick 400 Brinell® wearing surface
- Thermostat controlled electric heat with 34 kW generator
- Standard outlets for additional lighting and accessories

## SCREED OPTIONS

### HYDRAULIC SCREED ASSIST PACKAGE

- For Eagle™ screed
- constant up pressure on screed while in pave mode (forward and neutral)

### HYDRAULIC SCREED BOOST PACKAGE

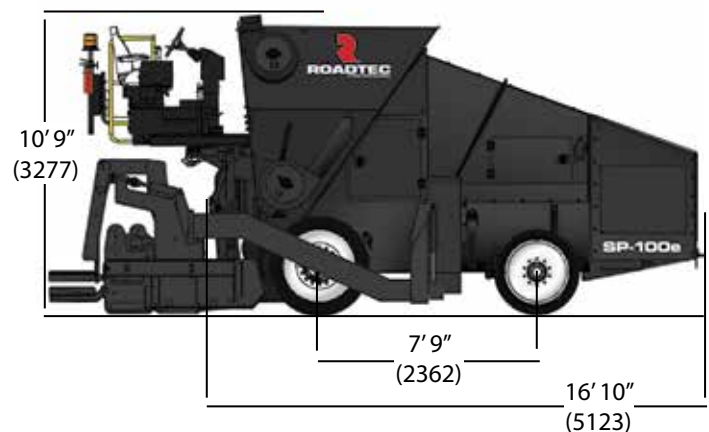
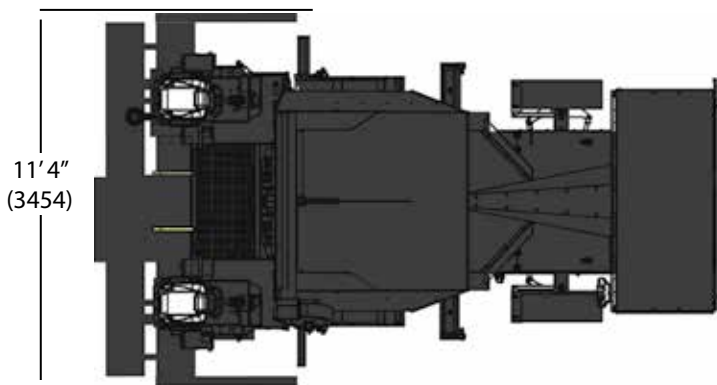
- Pressurizes screed lift cylinders when paver is stopped in neutral to prevent depression in mat
- Adjustable lifting pressure
- Adjustable time for pressure release with forward motion (0, 3 or 6 seconds)
- Available as retrofit

## NON-CONTACTING SCREED AUTOMATION

- TOPCON® sonic grade & slope control
- MOBA® sonic grade & slope control
- TOPCON® sonic averaging ski with hardware
- MOBA® sonic averaging ski with hardware

## SP-100e OPTIONS

- Hydraulic tunnel extension - 18" (457 mm) hydraulic tunnel extensions
- Tunnel extensions - 12" (305 mm) tunnel extensions
- Auger extensions - 12" (305mm), 0.75" (19mm) thick ni-hard auger extensions
- Reversing augers
- Front wheel assist - additional hydraulic motors on both rear bogies
- Screed boost
- Screed assist
- Night light package – (6) 24v high-intensity discharge (HID) lights for higher levels of light
- Blade light kit



Dimensions in brackets are mm.

Specifications are subject to change without notice.



**ROADTEC.COM**

**ROADTEC** an Astec Industries Company

800 MANUFACTURERS RD • CHATTANOOGA, TN 37405 USA • 800.272.7100 • FAX 423.267.7104 • [roadtec.com](http://roadtec.com)

06/2/17



© 2017 Roadtec, Inc. All Rights Reserved